



The Port
OF HUENEME

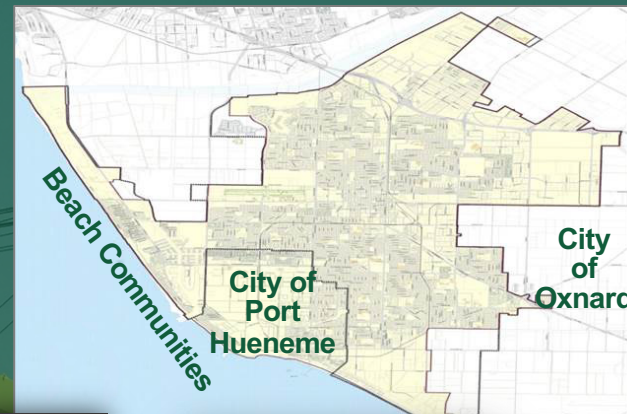
We Make Cargo Move

RDP 21
MARCH 7th 2024



PORT

Governance



PRESIDENT
CELINA L. ZACARIAS




VICE PRESIDENT
JESS J. RAMIREZ



SECRETARY
JASON T. HODGE



COMMISSIONER
MARY ANNE ROONEY



COMMISSIONER
JESS J. HERRERA

VISION

To operate as a **self-supporting** port that enforces the principles of sound public stewardship maximizing the potential of maritime-related commerce and regional economic benefit.

MISSION

To be the preferred port for **specialized cargo** and provide the maximum possible **economic** and **social benefits** to our community and industries served.

FUN FACT!!!

Expert Cold Chain Hub

DID YOU KNOW... The Port of Hueneme imports over **5 BILLION BANANAS** a year?



If laid end-to-end,
5 billion
bananas would circle the
globe 13+ times!

An Active Auto Port

FUN FACT



**23% AUTO
IMPORTS ARE
EV!**

The
National
average
is only
5.3%

PORT OF HUENEME

New Milestones

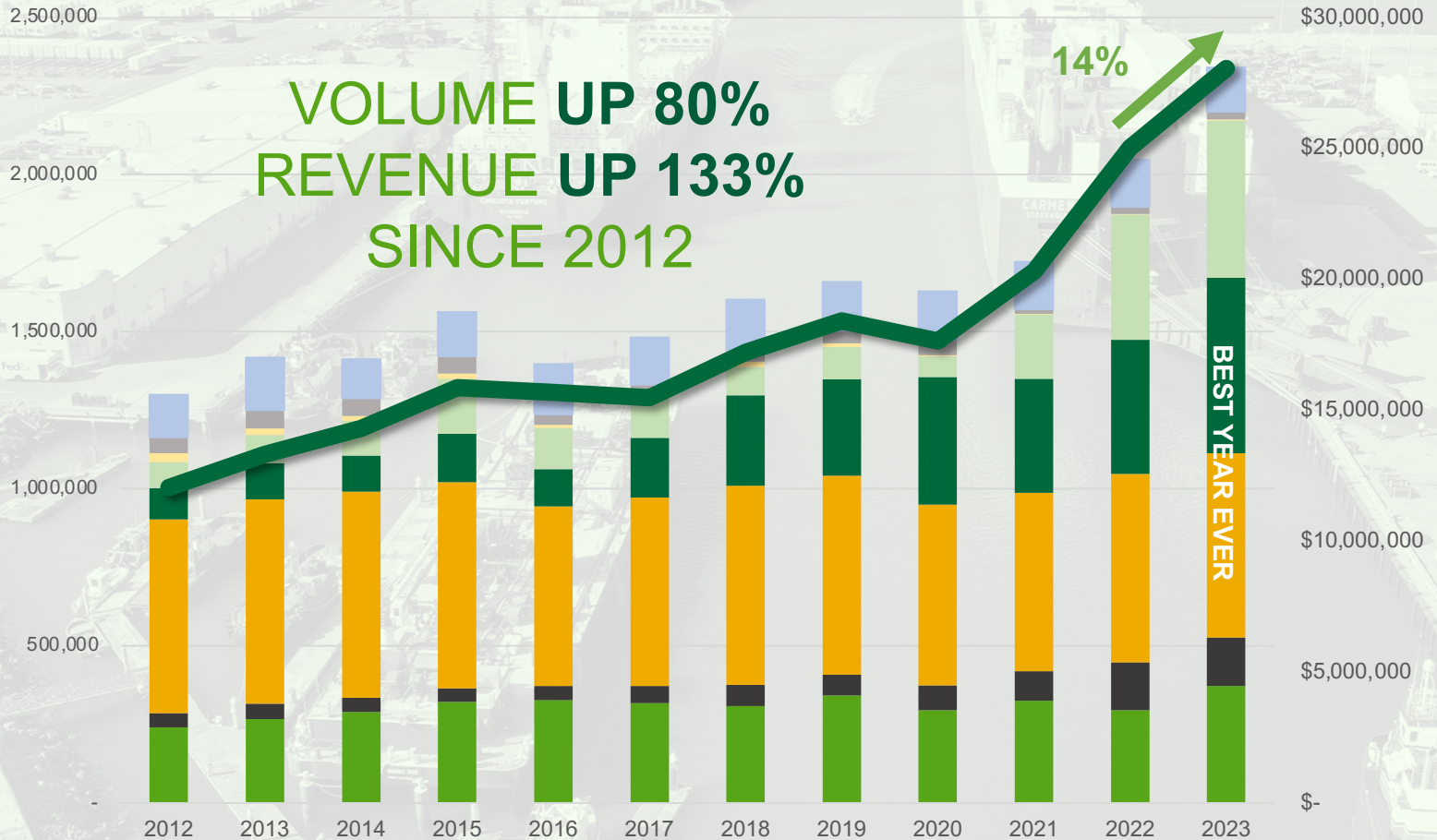
WOW!



- \$16+ BILLION IN CARGO ANNUALLY
- #1 WEST COAST BANANA PORT
- #4 CALIFORNIA CONTAINER PORT
- #6 WEST COAST CONTAINER PORT
- #16 US CONTAINER PORT
- #6 US AUTO PORT
- TOP 10% OF US PORTS FOR AUTOS AND FRESH PRODUCE

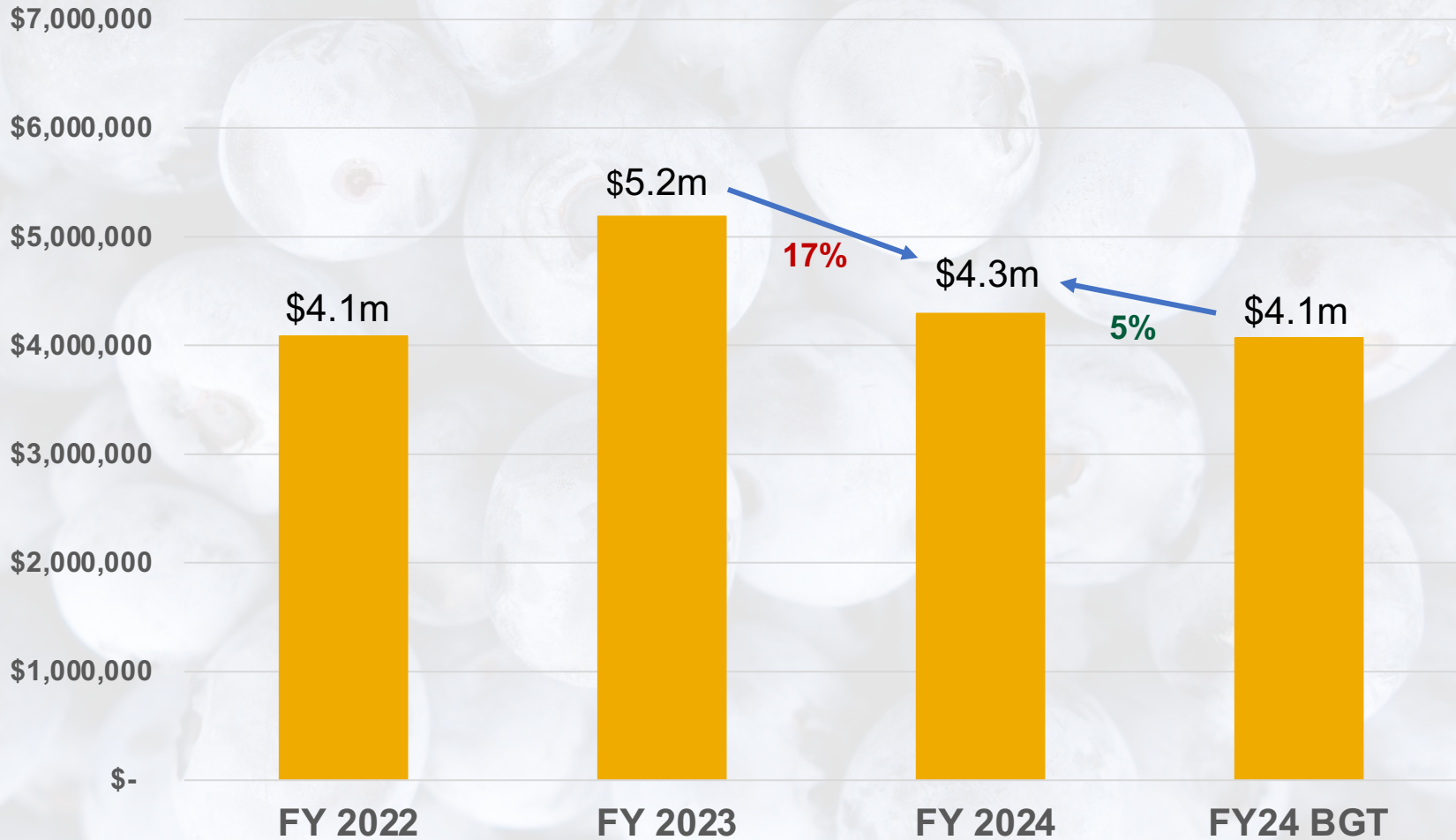
CARGO PERFORMANCE

2012-2023

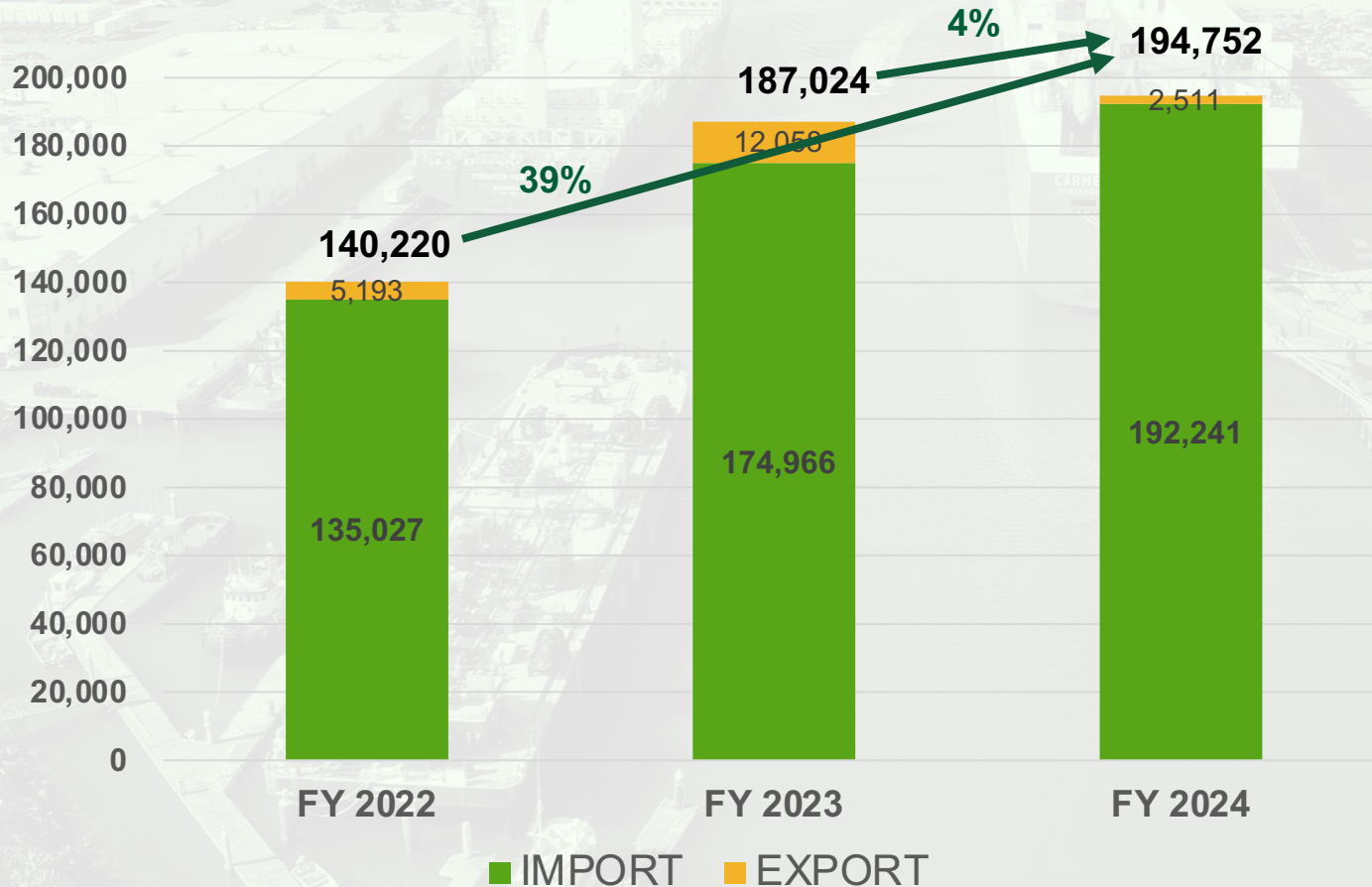


Autos H&H Banana Fruit General Cargo Fish Offshore Oil Liquid Fertilizer Revenue

CONTAINERS- REV MID-FY 24



AUTOS (MID YEAR FY 2024)



OUT LEASE PROPERTY



JOINT USE TERMINAL

**>\$90M
TO NBVC**

NORTH TERMINAL

SOUTH TERMINAL

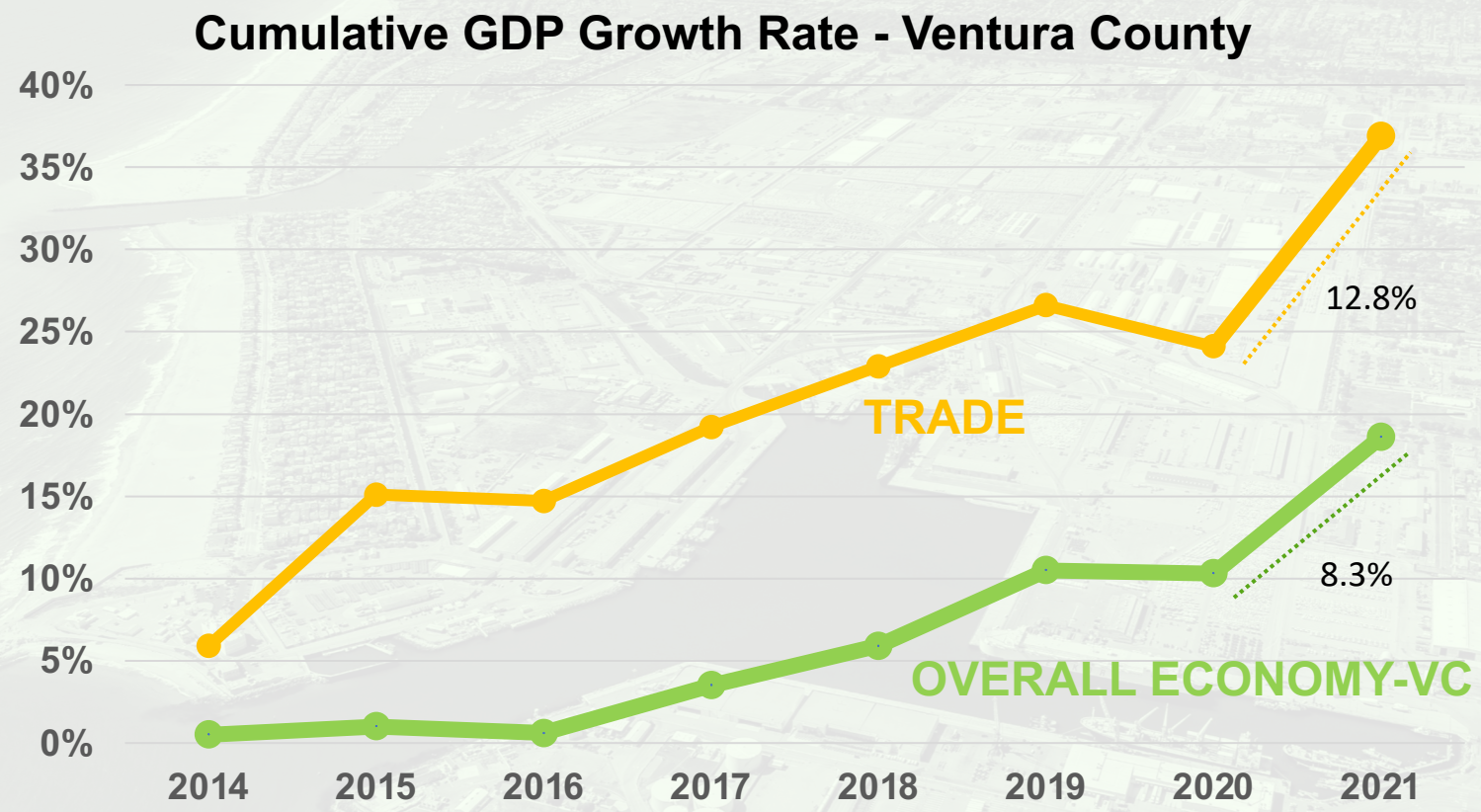
40 FT MAIN CHANNEL DEPTH
120 ACRE TERMINAL
24 ACRE TERMINAL (JOINT USE)
130 ACRE NAVY OUT-LEASE

4,250 LF 5 DEEP DRAFT BERTHS
320 LF 1 SHALLOW DRAFT
90,000 SF ON-DOCK COLD STORAGE
299 REEFER PLUGS



GROSS DOMESTIC PRODUCT

Importance of Trade to Ventura County



Trade outperformed in the overall economy.
Trade is a major contributor to Ventura County's growth.

SOURCE: U.S. Bureau of Economic Analysis

ECONOMIC PROSPERITY

24,997 jobs are supported by Port activity

- 3,451 direct jobs
- 3,832 induced jobs
- 2,013 indirect jobs
- 15,701 related jobs

\$1.6 billion total personal income/local consumption

- \$264.4 million: direct personal income, average salary = \$76,615 for these employees
- \$674.4 million: re-spending/local consumption
- \$130.7 million: indirect income
- \$595.4 million: related income

\$2.8 billion of total economic value supported in the region

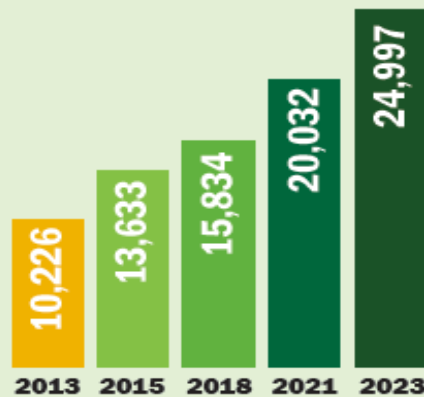
- \$733.7 million of direct business revenue
- \$674.4 million of re-spending of direct income and local consumption
- \$1.4 billion of related business revenue

\$220.1 million state and local taxes

- \$132.7 million: direct, induced, indirect taxes
- \$87.5 million: related taxes

JOBS

144% INCREASE
SINCE 2013



TAX REVENUE

224% INCREASE
SINCE 2013



ECONOMIC ACTIVITY

150% INCREASE
SINCE 2013



ILWU

568

JOBS AT
THE PORT

ECONOMY
JOBS

40%
Growth
Since
2018!

John Martin Associates Study, 2023

MUNICIPALITIES	PERCENT	DIRECT JOBS
Port Hueneme	11.73%	405
Oxnard	52.92%	1,826
Ventura	13.35%	461
Camarillo	7.43%	257
Thousand Oaks	1.53%	53
Moorpark	1.36%	47
Simi Valley	1.28%	44
Santa Paula	2.38%	82
Ojai	1.36%	47
Other Ventura County	1.82%	63
County of Los Angeles	3.46%	119
Other California	1.28%	44
Other US	0.10%	3
TOTAL	100%	3,451

PORT INFRASTRUCTURE

PFIP UPDATE




SHORSIDE POWER



December 21st 2023

Unpredictable Port Hueneme Rain Storm



“The frequency of this kind of event is on the order of once in every thousand years,” meteorologist **Mike Wofford with the National Weather Service** in Oxnard said of the storm.

“This is likely the heaviest rainfall that has been observed in this area in recorded history and is likely a multi-centennial kind of event,” Daniel Swain, a climate **scientist with UCLA**, said during a briefing

Los Angeles Times

UNPREDICTABLE, OUT OF OUR CONTROL, NOTHING WE COULD DO TO CHANGE THE OUTCOME

PORT PROPERTY- SHORE POWER SUB-STATION

DECEMBER 21ST



- 01
- 02
- 03

Clara St. Inundation

DECEMBER 21ST



STORM DAMAGE IN THE COMMUNITY

DECEMBER 21ST



DAMAGE ESTIMATES

DECEMBER 21, 2023, STORM EVENT

Item	Description	Location	Cost Estimate	Insured
Shorepower Electrical Infrastructure; Shorepower Cavotec Boxes	6.6KV electrical switchgear and infrastructure that supplies power to the vaults/cables for vessel cold-ironing; Six shore power vault on the wharf front for vessels to plug into	South Terminal N34.14639, W119.20295	\$39 Million	Estimate Provided
Yara Office, electrical	Port tenant office sustained greater than 6" of water inundation that impacted its truck weigh scale, network/internet and automated systems	South Terminal- N34.14, W119.20	\$67,000	Under Deductible
Subaru Office	Port owned office building offsite sustained water inundation damage	Edison Dr. Oxnard- N34.14274, W119.16718	\$50,000	Under Deductible
SEIU Overtime	Emergency response and recovery overtime labor	See breakout attached	\$20,000	Under Deductible
Schnieder Electric Support	Emergency response/recovery support, survey and assessment(s) labor only	South Terminal N34.14639, W119.20295	\$10,000	Under Deductible
H3 Electrical Services	Emergency response/recovery support, survey and assessment(s) labor	South Terminal N34.14639, W119.20295	\$10,000	Under Deductible
Drain filters	Fabric filter media with drain baskets torn.	Throughout the port premises	\$20,000	Under Deductible
333 roof	Roof leaks into administration office	333 Ponomo St.	\$100,000	Under Deductible
319 roof	Roof leaks into Ports America Offices	North Terminal; east side of warehouse	\$40,000	Under Deductible
Skip loader and skidsteer	Equipment rentals for 5 days	port wide	\$5,000	Under Deductible
Dewatering pump rental	2 pumps and 150' hose x2	port wide	\$3,000	Under Deductible
Hose for dewatering pumps	50' x 8 hose extensions for dewatering pumps	port wide	\$1,700	Under Deductible

TOTAL DAMAGE

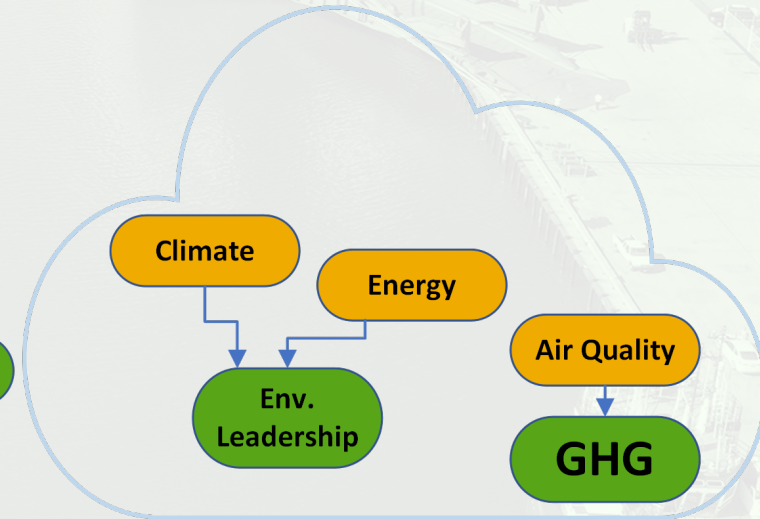
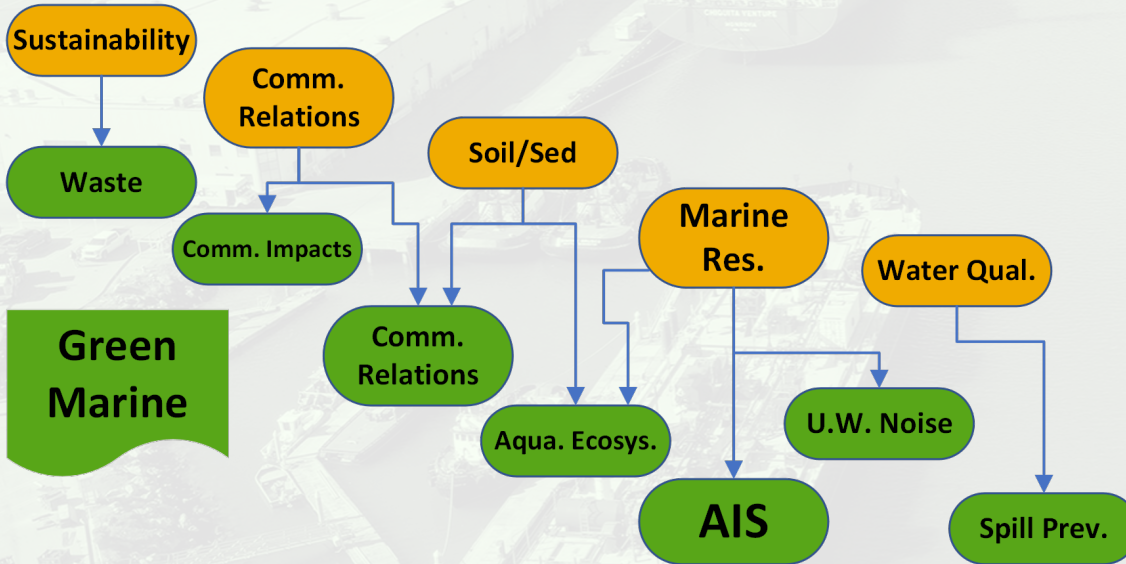
\$39,326,700

ENVIRONMENT PILLAR

Strategic Plan –Pathway to Decarbonization -2030



EMF



PHRESH

Port of Hueneme, Reducing Emissions, Supporting Health

COMMUNITY & ENVIRONMENT


INVEST IN THE ENVIRONMENT AND PEOPLE



- **\$70 MILLION IN ENVIRONMENTAL INFRASTRUCTURE** (E-Cranes, shoreside power, plug-in infrastructure, EV equipment, dredging beach nourishment)
- **\$300,000 IN COMMUNITY SPONSORSHIPS (COUNTY-WIDE)**
- **\$40 MILLION REVENUE SHARING TO CITY OF PORT HUENEME**
- **100 COMMUNITY DRIVES FOR 50,000+ VC FAMILIES**
- **20th COHORT HS GLOBAL TRADE LOGISTICS PROGRAM** (Students are eligible for paid internships & school credit!)
- **2,000+ PORT TOURS ANNUALLY** (k-12 field trips & port tours)
- **10th Annual Banana Festival**

INNOVATION

FATHOMWERX



250+ monthly lab users

SUCCESSFUL CONNECTED COMPANIES:

BUNKER

Develop cutting edge safety gear for the military


BATTERY STREAK®
CHARGE LIGHTNING FAST

Technology makes cars charge faster

- 19 Educational Partnerships with local high schools and colleges
- 6 STEM programs

INNOVATION

FIRST Robotics



PORT SECURITY POSTURE

EXERCISES AND EFFORTS - ANTX



- 17 years of Regional Exercise- *Coastal Trident*
 - Participation of 150+ federal, state, local government, academic, and private sector organizations
- Sector LA/LB organizations participate in CT modules every year
- Regular drills/exercises with Ventura County regional agencies
 - Active Shooter
 - Vessel response/fire fighting
 - Oil Spill
 - Mass gathering/demonstration
 - Cybersecurity/utility outage

SECURITY PARTNERS

PORT SECURITY GRANTS

- NO FUNDING LAST 2 YEARS
- \$4.7 LAST 10 YEARS

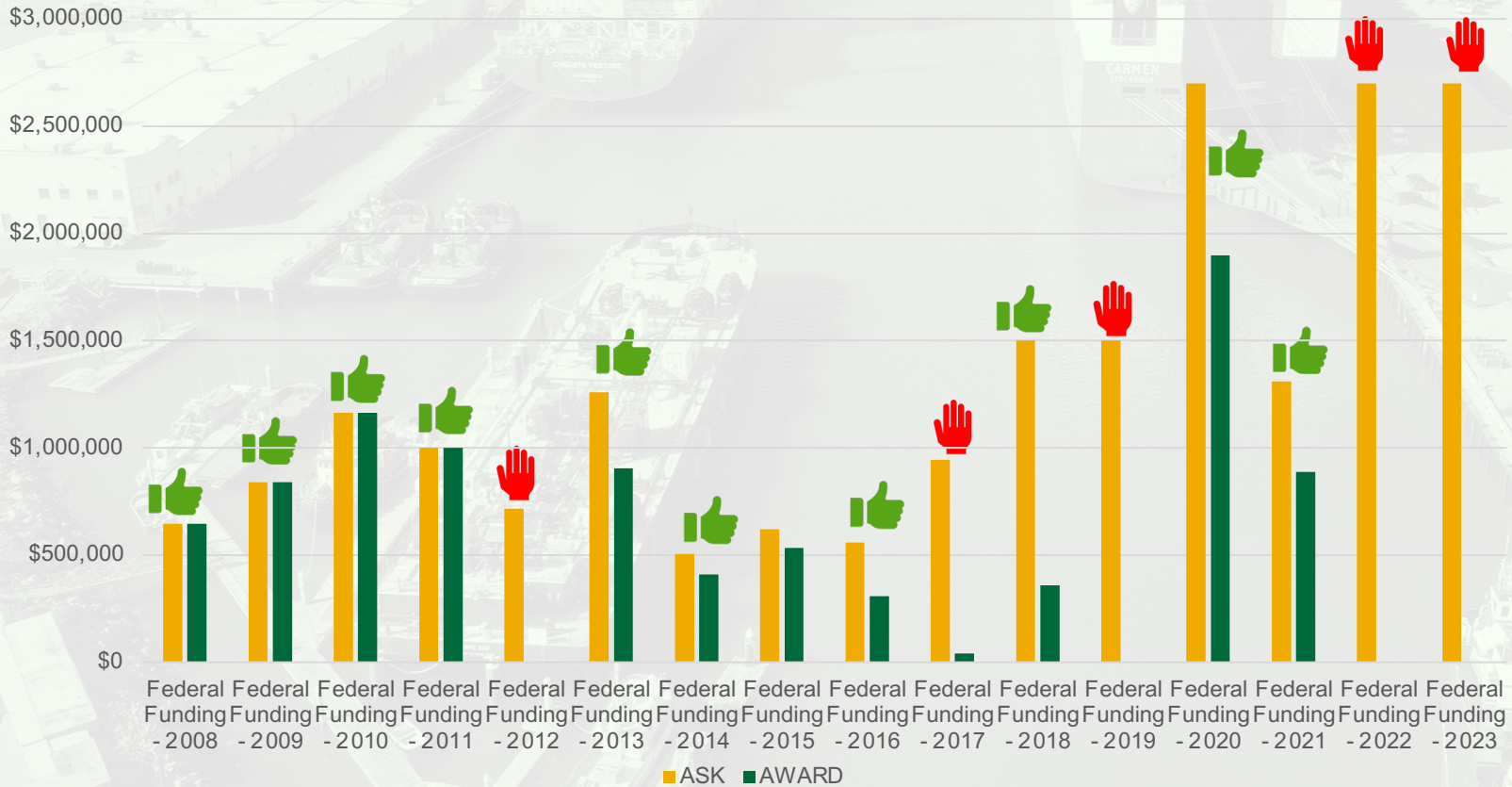
U.S. Coast Guard
Federal Bureau of Investigation
Joint Regional Intelligence Center
Naval Base Ventura County
Naval Criminal Investigative
Services
Navy Region Southwest
U.S. Customs & Border Protection
California Energy Management
Oxnard Fire Department
Oxnard Police Department
Ventura County Fire Department
Ventura County Sherriff's
Department
Port Hueneme Police Department
City of Port Hueneme



PORT OF HUENEME

PSGP AWARD VS. ASK

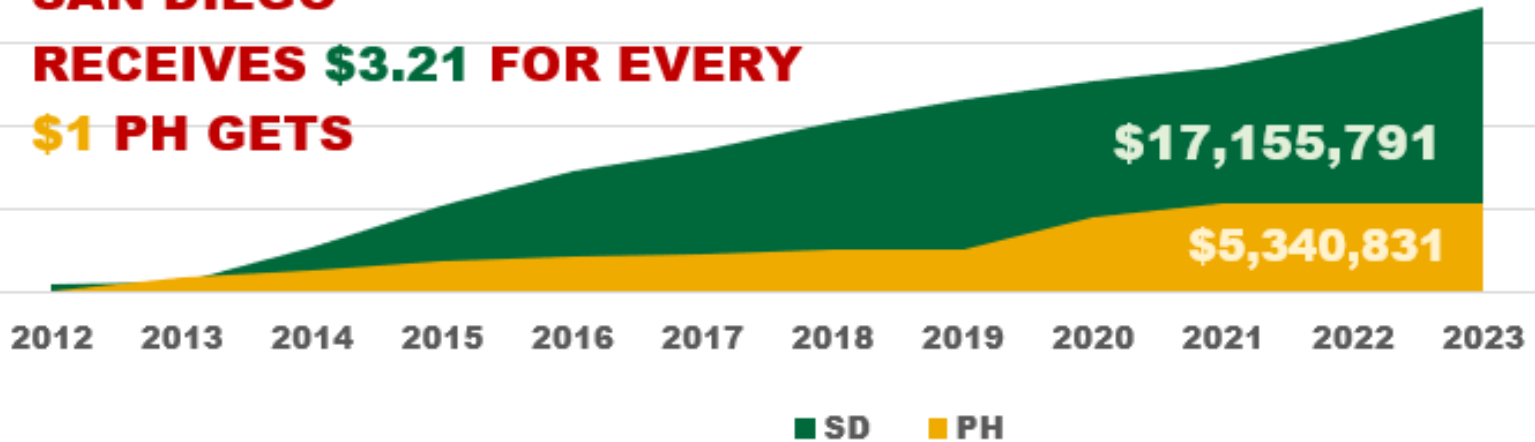
**EFFORT SUBMIT
SCALABLE
PROJECTS!!!**



PORT OF HUENEME VS. SAN DIEGO

CUMULATIVE GOVERNMENT FUNDING (2012 - 2023)

**SAN DIEGO
RECEIVES \$3.21 FOR EVERY
\$1 PH GETS**

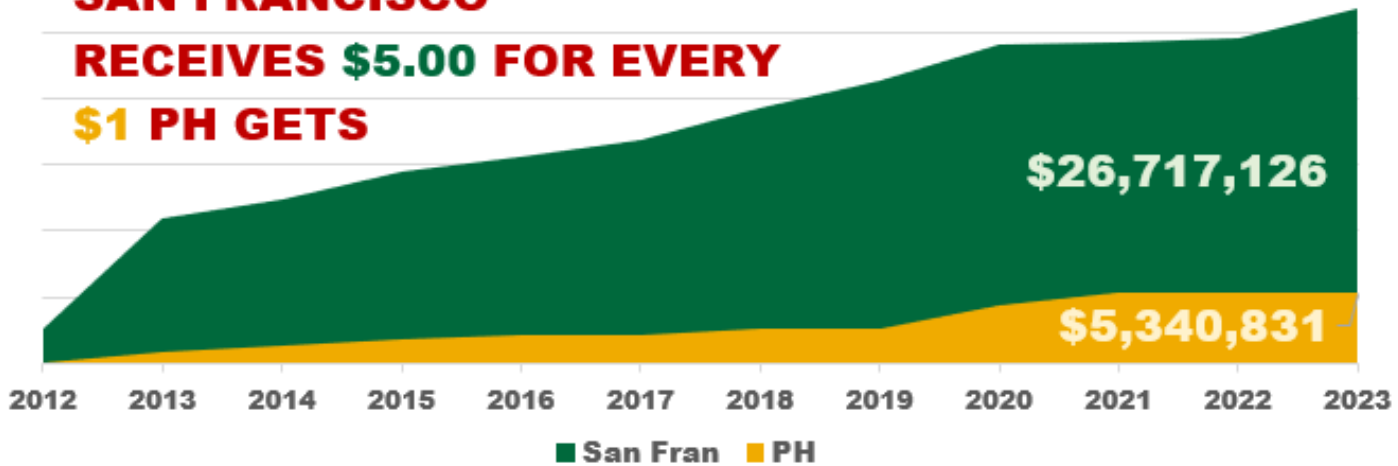


PORT OF HUENEME

VS. BAY AREA

CUMULATIVE GOVERNMENT FUNDING (2012 - 2023)

**SAN FRANCISCO
RECEIVES \$5.00 FOR EVERY
\$1 PH GETS**

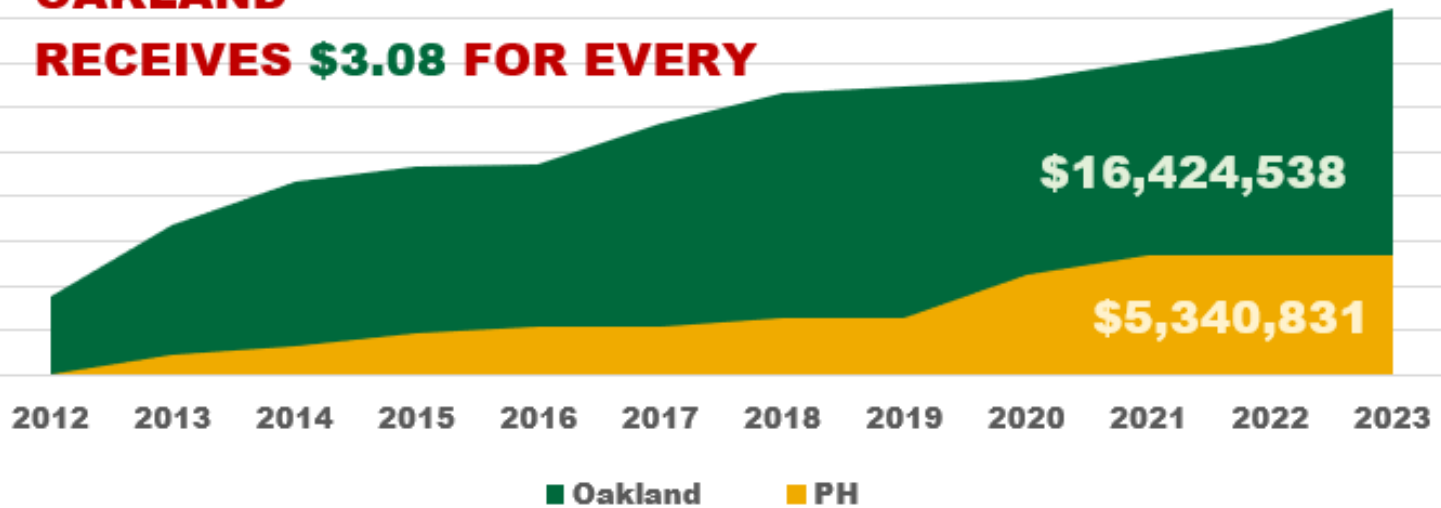


PORT OF HUENEME

VS. BAY AREA

CUMULATIVE GOVERNMENT FUNDING (2012 - 2023)

OAKLAND
RECEIVES \$3.08 FOR EVERY

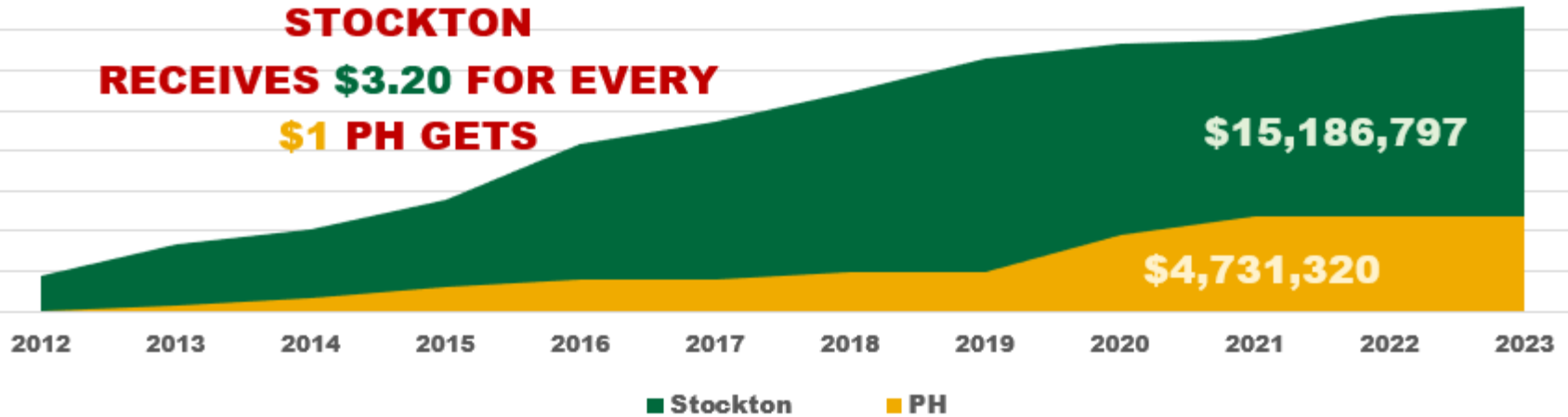


PORT OF HUENEME

VS. BAY AREA

CUMULATIVE GOVERNMENT FUNDING (2012 - 2023)

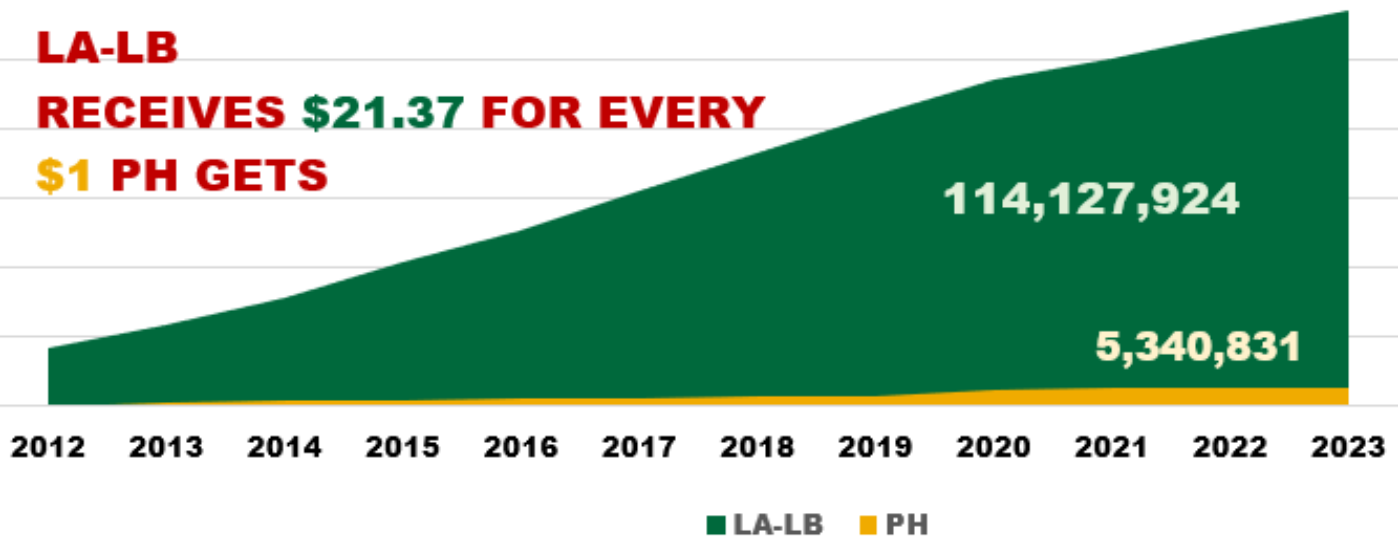
**STOCKTON
RECEIVES \$3.20 FOR EVERY
\$1 PH GETS**



PORT OF HUENEME VS. LOS ANGELES-LONG BEACH

CUMULATIVE GOVERNMENT FUNDING (2012 - 2023)

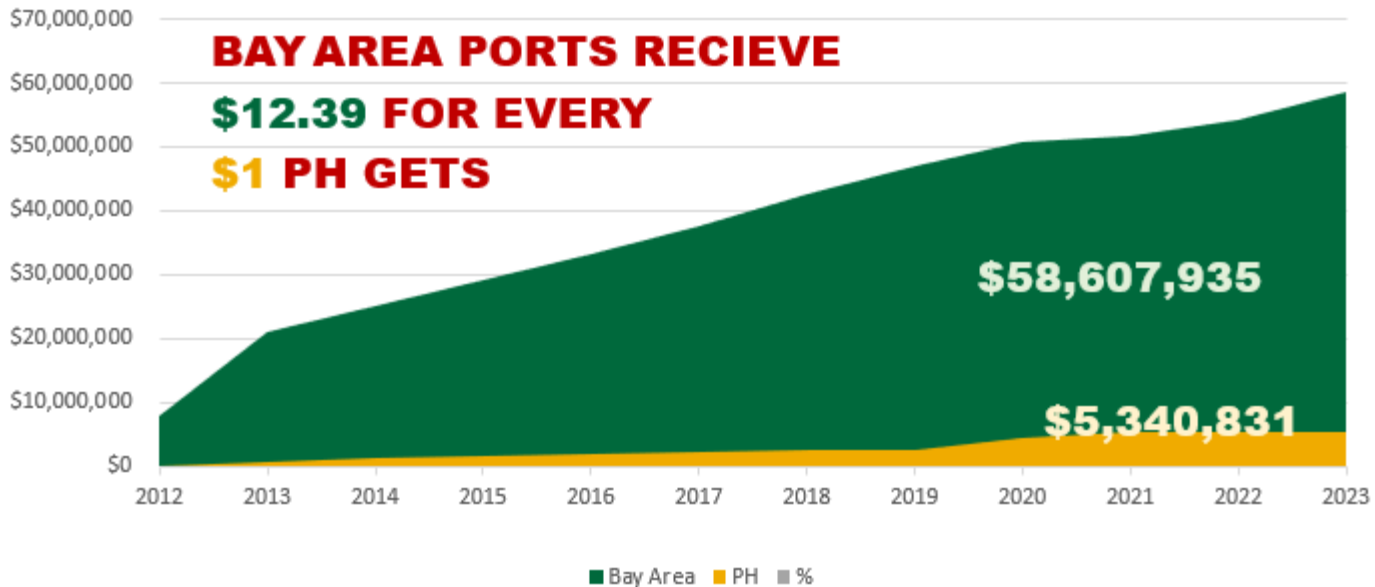
**LA-LB
RECEIVES \$21.37 FOR EVERY
\$1 PH GETS**



■ LA-LB ■ PH

PORT OF HUENEME VS. BAY AREA

CUMULATIVE GOVERNMENT FUNDING (2012 - 2023)




PSGP LA/LB

VOTING COMMITTEE AND PROCESS

15 total voting members on our Stakeholders Subcommittee

(HUENEME ONLY 1 SEAT- the other 14 seats belong to LA/LB representatives)



PSGP LA/LB

FUNDING COMPARED TO RANKING 2022

RANK	ENTITY	FEDERAL \$	MATCH \$		RANK	ENTITY	FEDERAL \$	MATCH \$
1	POLA	\$ 1,000,000.00	\$ 333,333.00		26	SSA	\$ 25,000.00	\$ 25,000.00
2	POLA	\$ 1,000,000.00	\$ 333,333.00		27	Pacific Maritime Service	\$ 25,000.00	\$ 25,000.00
3	POLA	\$ 250,000.00	\$ 83,334.00		28	LBDP	\$ 375,000.00	\$ 125,000.00
4	POLB	\$ 787,500.00	\$ 262,500.00		29	WBCT	\$ 297,000.00	\$ 297,000.00
5	POLB	\$ 999,750.00	\$ 333,250.00		30	SSA Pier A	\$ 25,000.00	\$ 25,000.00
6	MAREX	\$ 371,250.00	\$ 123,750.00		31	Fenix Marine	\$ 175,000.00	\$ 175,000.00
7	POLB	\$ 999,750.00	\$ 333,250.00		32	Yusen Terminal	\$ 50,000.00	\$ 50,000.00
8	LASD	\$ 240,000.00	\$ 80,000.00		33	SSA	\$ 25,000.00	\$ 25,000.00
9	LAFD	\$ 43,200.00	\$ 14,400.00		34	TTI	\$ 146,000.00	\$ 146,000.00
10	POLB	\$ 975,000.00	\$ 325,000.00		35	Chevron	\$ 500,000.00	\$ 500,000.00
11	LASD	\$ 375,000.00	\$ 125,000.00		36	ITS	\$ 232,000.00	\$ 232,000.00
12	OHD	\$ 682,500.00	\$ 225,700.00		37	Chevron	\$ 500,000.00	\$ 500,000.00
13	LAFD	\$ 406,043.00	\$ 135,348.00		38	Yusen Terminal	\$ 15,000.00	\$ 15,000.00
14	OHD	\$ 375,000.00	\$ 125,000.00		39	ITS	\$ 312,500.00	\$ 312,500.00
15	LBFD	\$ 300,000.00	\$ 100,000.00		40	LBCT	\$ 116,000.00	\$ 116,000.00
16	OHD	\$ 123,750.00	\$ 41,250.00		41	Fenix Marine	\$ 187,500.00	\$ 187,500.00
17	OHD	\$ 534,525.00	\$ 198,175.00		42	Fenix Marine	\$ 373,000.00	\$ 373,000.00
18	LBDP	\$ 525,000.00	\$ 175,000.00		43	Yusen Terminal	\$ 100,000.00	\$ 100,000.00
19	OHD	\$ 397,500.00	\$ 132,500.00		44	ITS	\$ 75,000.00	\$ 75,000.00
20	LBFD	\$ 750,000.00	\$ 250,000.00		45	Yusen Terminal	\$ 80,000.00	\$ 80,000.00
21	LBCT	\$ 338,562.00	\$ 338,562.00		46	LAPD Air Support	\$ 458,410.00	\$ 31,353.00
22	POLB	\$ 675,000.00	\$ 225,000.00		47	TTI	\$ 200,000.00	\$ 200,000.00
23	LAPD	\$ 562,500.00	\$ 187,500.00		48	LBCT	\$ 130,688.00	\$ 130,688.00
24	Yusen Terminal	\$ 80,000.00	\$ 80,000.00		49	LBCT	\$ 450,000.00	\$ 450,000.00
25	VCFD	\$ 1,000,000.00	\$ 333,333.00					

Entity awarded some funding inside top 20
 Port of Hueneme NOT Funded
 Entity awarded some funding outside top 20
 Not Funded

PSGP LA/LB

FUNDING COMPARED TO RANKING 2023

RANK	ENTITY	FEDERAL \$	MATCH \$	RANK	ENTITY	FEDERAL \$	MATCH \$
1	POLB	\$ 1,000,000.00	\$ 333,333.00	26	LBCT	\$ 25,000.00	\$ 25,000.00
2	POLA	\$ 1,000,000.00	\$ 333,333.00	27	LAPD Air Support	\$ 25,000.00	\$ 25,000.00
3	POLA	\$ 250,000.00	\$ 83,334.00	28	OHD	\$ 375,000.00	\$ 125,000.00
4	POLB	\$ 787,500.00	\$ 262,500.00	29	WBCT	\$ 297,000.00	\$ 297,000.00
5	LASD	\$ 999,750.00	\$ 333,250.00	30	Yusen Terminal	\$ 25,000.00	\$ 25,000.00
6	LASD	\$ 371,250.00	\$ 123,750.00	31	Fenix Marine	\$ 175,000.00	\$ 175,000.00
7	POLB	\$ 999,750.00	\$ 333,250.00	32	TTI Terminal	\$ 50,000.00	\$ 50,000.00
8	POLA	\$ 240,000.00	\$ 80,000.00	33	Everport Terminal	\$ 25,000.00	\$ 25,000.00
9	LBFD	\$ 43,200.00	\$ 14,400.00	34	Fenix Marine	\$ 146,000.00	\$ 146,000.00
10	LBPB	\$ 975,000.00	\$ 325,000.00	35	LBCT	\$ 500,000.00	\$ 500,000.00
11	POLB	\$ 375,000.00	\$ 125,000.00	36	VCFD	\$ 232,000.00	\$ 232,000.00
12	LBFD	\$ 682,500.00	\$ 225,700.00	37	Everport Terminal	\$ 500,000.00	\$ 500,000.00
13	MAREX	\$ 406,043.00	\$ 135,348.00	38	Everport Terminal	\$ 15,000.00	\$ 15,000.00
14	LAFD	\$ 375,000.00	\$ 125,000.00	39	Pacific Maritime Services	\$ 312,500.00	\$ 312,500.00
15	OHD	\$ 300,000.00	\$ 100,000.00	40	SSA	\$ 116,000.00	\$ 116,000.00
16	LAFD	\$ 123,750.00	\$ 41,250.00	41	Chevron	\$ 187,500.00	\$ 187,500.00
17	LBPB	\$ 534,525.00	\$ 198,175.00	42	SSA	\$ 373,000.00	\$ 373,000.00
18	POLA	\$ 525,000.00	\$ 175,000.00	43	SSA	\$ 100,000.00	\$ 100,000.00
19	POLA	\$ 397,500.00	\$ 132,500.00	44	Fenix Marine	\$ 75,000.00	\$ 75,000.00
20	Yusen Terminal	\$ 750,000.00	\$ 250,000.00	45	Orange County Coroner	\$ 80,000.00	\$ 80,000.00
21	OHD	\$ 338,562.00	\$ 338,562.00	46	Everport Terminal	\$ 458,410.00	\$ 31,353.00
22	APM Terminal	\$ 675,000.00	\$ 225,000.00	47	LBCT	\$ 200,000.00	\$ 200,000.00
23	LAPD	\$ 562,500.00	\$ 187,500.00	48	Pascha	\$ 130,688.00	\$ 130,688.00
24	OHD	\$ 80,000.00	\$ 80,000.00	49	OHD	\$ 450,000.00	\$ 450,000.00
25	TTI Terminal	\$ 1,000,000.00	\$ 333,333.00				

Entity awarded some funding inside top 20
 Port of Hueneme NOT Funded
 Entity awarded some funding outside top 20
 Not Funded



The Port
OF Hueneme
Oxnard Harbor District

THANK YOU

www.portofh.org

